

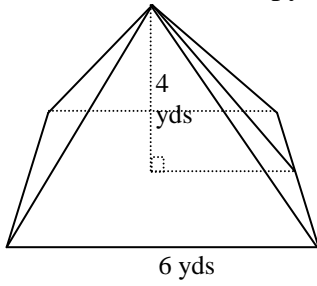
# Pyramid Surface Area

MATHguide.com

Name: \_\_\_\_\_

Use the figure below to answer questions #1 & 2.

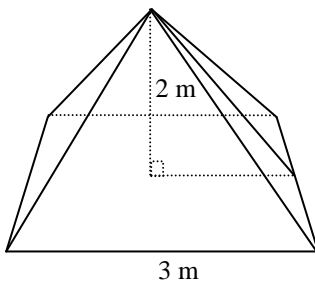
1) Draw the net of this pyramid.



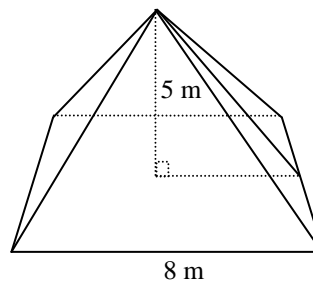
2) Calculate the surface area of the figure from problem #1. Do so by calculating the slant height and then calculating the area of each face from the net.

Use the following diagrams of square-based pyramids to calculate their surface areas.

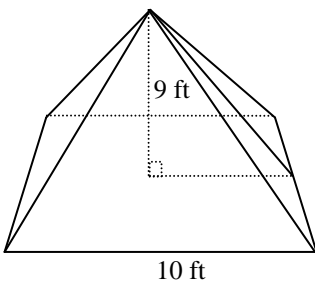
3)



4)



5)



6)

